



Please write clearly in block capitals.

Centre number

--	--	--	--	--

Candidate number

--	--	--	--

Surname

Forename(s)

Candidate signature

I declare this is my own work.

GCSE COMBINED SCIENCE: TRILOGY

F

Foundation Tier
Chemistry Paper 1F

Friday 17 May 2024

Morning

Time allowed: 1 hour 15 minutes

Materials

For this paper you must have:

- a ruler
- a scientific calculator
- the periodic table (enclosed).

Instructions

- Use black ink or black ball-point pen.
- Pencil should only be used for drawing.
- Fill in the boxes at the top of this page.
- Answer **all** questions in the spaces provided.
- If you need extra space for your answer(s), use the lined pages at the end of this book. Write the question number against your answer(s).
- Do all rough work in this book. Cross through any work you do not want to be marked.
- In all calculations, show clearly how you work out your answer.

Information

- The maximum mark for this paper is 70.
- The marks for questions are shown in brackets.
- You are expected to use a calculator where appropriate.
- You are reminded of the need for good English and clear presentation in your answers.

For Examiner's Use	
Question	Mark
1	
2	
3	
4	
5	
6	
7	
8	
TOTAL	



J U N 2 4 8 4 6 4 C 1 F 0 1

0 1

Potassium is in Group 1 of the periodic table.

0 1 . 1

What name is given to Group 1 elements?

[1 mark]Tick (✓) **one** box.

Alkali metals

☐

Halogens

☐

Noble gases

☐**0 1 . 2**

A potassium atom is very small.

What is the radius of a potassium atom?

[1 mark]Tick (✓) **one** box.

0.2 cm

☐

0.2 mm

☐

0.2 nm

☐**0 1 . 3**

What name is given to the number of protons in an atom?

[1 mark]Tick (✓) **one** box.

Atomic number

☐

Group number

☐

Mass number

☐

0 1 . 4

Table 1 shows the name and the relative charge of the particles in a potassium atom.

Table 1

Name of particle	Relative charge
Proton	
	0
Electron	-1

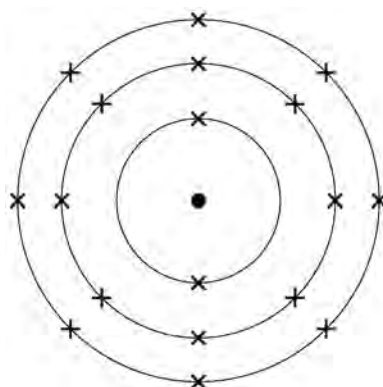
Complete **Table 1**.

[2 marks]

0 1 . 5

The electronic structure of a potassium atom is 2,8,8,1

Figure 1 represents the electronic structure of a potassium **ion**.

Figure 1

What is the charge on a potassium **ion**?

[1 mark]

Tick (✓) **one** box.

-1

☐

0

☐

+1

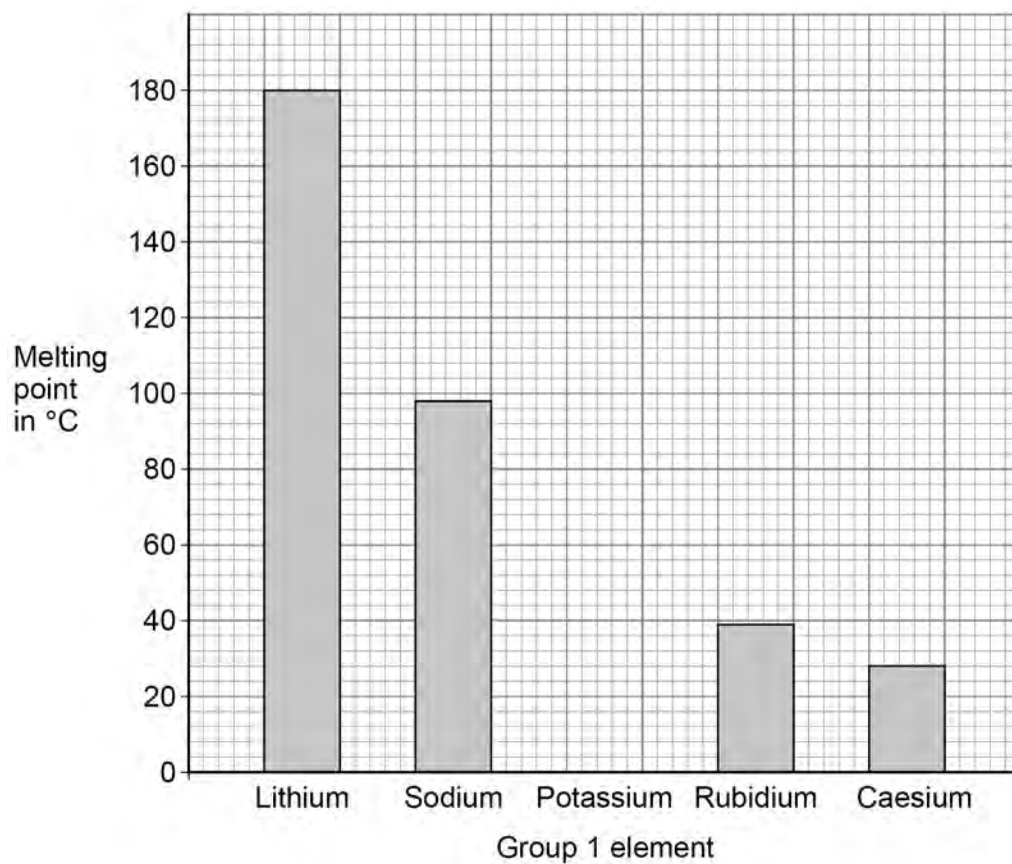
☐
Turn over ►

0 1 . 6

Figure 2 shows the melting points of some Group 1 elements.

Do not write
outside the
box

Figure 2



Predict the melting point of potassium.

[1 mark]

Melting point = _____ °C



0 1 . 7

Potassium has two isotopes.

Table 2 shows the percentage (%) abundance of the two isotopes.

Table 2

Isotope	Percentage (%) abundance
$^{39}_{19}\text{K}$	93
$^{41}_{19}\text{K}$	7

How is the relative atomic mass (A_r) of potassium calculated?

[1 mark]

Tick (✓) **one** box.

$$A_r = \frac{(39 \times 7) + (41 \times 93)}{100}$$

☐

$$A_r = \frac{(39 \times 93) + (41 \times 7)}{100}$$

☐

$$A_r = \frac{(39 \times 41) + (93 \times 7)}{100}$$

☐

 8

Turn over for the next question

Turn over ►



0 2

Carbon is in Group 4 of the periodic table.

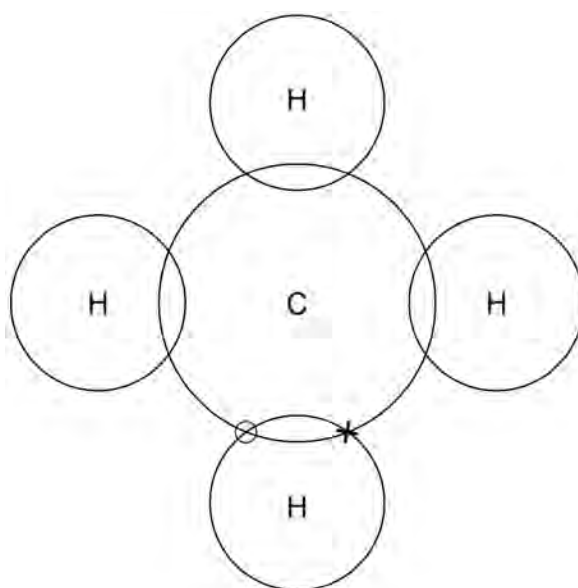
0 2 . 1

Methane contains carbon and hydrogen atoms.

A carbon atom has 4 electrons in the outer shell.

A hydrogen atom has 1 electron in the outer shell.

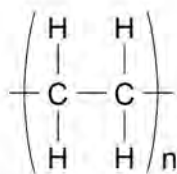
Complete the dot and cross diagram for a methane molecule.

[2 marks]

0 2 . 2

Which diagram represents the structure of diamond?

[1 mark]

Tick (✓) **one** box.☐☐☐

Question 2 continues on the next page

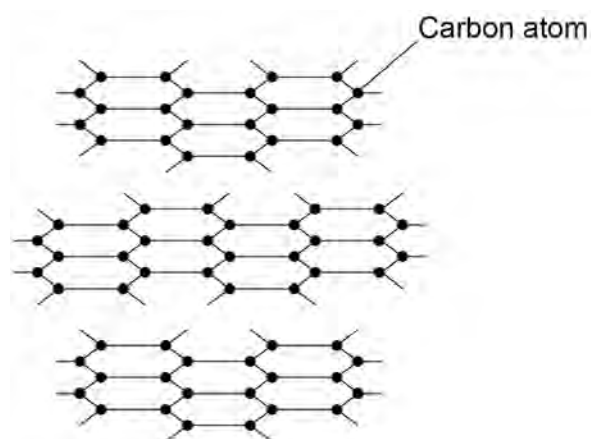
Do not write
outside the
box

Turn over ►



Figure 3 represents part of the structure of graphite.

Figure 3



Do not write
outside the
box

0 2 . 3 In graphite each carbon atom forms covalent bonds.

How many covalent bonds does each carbon atom form in graphite?

[1 mark]

Tick (✓) **one** box.

1 ☐ 2 ☐ 3 ☐ 4 ☐

0 2 . 4 Graphite conducts electricity.


Which particles carry electrical charge through graphite?

[1 mark]



Figure 4 represents the structure of a fullerene.

Figure 4



Do not write
outside the
box

0 2 . 5 Where are fullerenes used?

[1 mark]

Tick (✓) **one** box.

In electronic components

☐

In self-heating cans

☐

In sports injury packs

☐

0 2 . 6 Describe the structure of the fullerene shown in **Figure 4**.

[2 marks]

8

Turn over ►

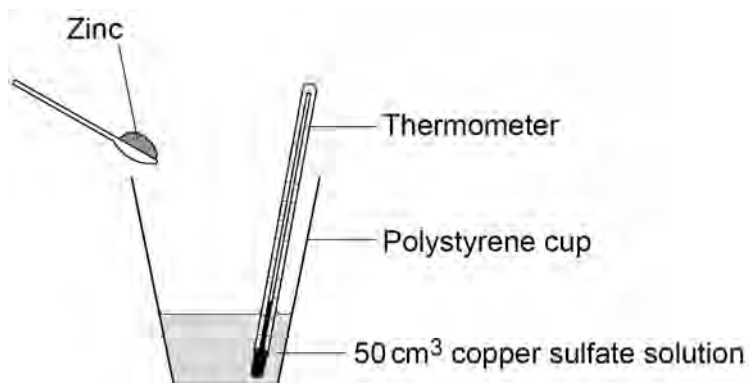


0	3
---	---

A student investigated the temperature change when different masses of zinc were added to copper sulfate solution.

Figure 5 shows the apparatus.

Figure 5



This is the method used.

1. Pour 50 cm³ of copper sulfate solution into a polystyrene cup.
2. Measure the starting temperature of the copper sulfate solution.
3. Add 1.0 g of zinc.
4. Stir the mixture.
5. Measure the highest temperature reached.
6. Repeat steps 1 to 5 two more times.
7. Repeat steps 1 to 6 with different masses of zinc.

Do not write
outside the
box



0 3 . 1

The student varied the mass of zinc.

What type of variable is the mass of zinc?

[1 mark]Tick (✓) **one** box.

Control

☐

Dependent

☐

Independent

☐**Question 3 continues on the next page****Turn over ►**

Zinc reacts with copper sulfate solution to produce salt **A** and copper.

The word equation for the reaction is:



0 3 . 2 What is the name of salt **A**?

[1 mark]

0 3 . 3 The temperature of the solution increases when zinc reacts with copper sulfate solution.

Give **two** other observations that can be made when zinc reacts with copper sulfate solution.

[2 marks]

1

2

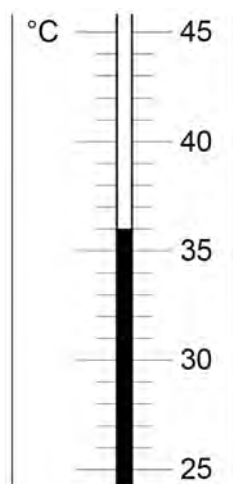


03.4

Figure 6 shows the highest temperature reached in one experiment.

Do not write
outside the
box

Figure 6



Complete Table 3.

Use Figure 6.

[2 marks]

Table 3

Starting temperature in °C	21
Highest temperature reached in °C	
Temperature increase in °C	

Question 3 continues on the next page

Turn over ►



A teacher repeated the investigation using a digital thermometer.

Table 4 shows the results.

Table 4

Mass of zinc in grams	Temperature increase in °C			
	Experiment 1	Experiment 2	Experiment 3	Mean
1.0	7.8	7.3	7.7	B
2.0	13.1	13.8	13.3	13.4
3.0	20.4	12.9	20.2	20.3

0 3 . 5 Calculate value **B** in **Table 4**.

[2 marks]

B = _____ °C

0 3 . 6 The range of the results is the minimum value of temperature increase to the maximum value of temperature increase.

What is the range of temperature increase for the experiment with **2.0 g** of zinc?

[1 mark]

Range = _____ °C to _____ °C



Do not write
outside the
box

0 3 . 7

One of the results for **3.0 g** of zinc is anomalous.

Which result is anomalous?

Suggest **one** reason why this result is anomalous.

[2 marks]

Anomalous result _____

Reason _____

11

Turn over for the next question

Turn over ►



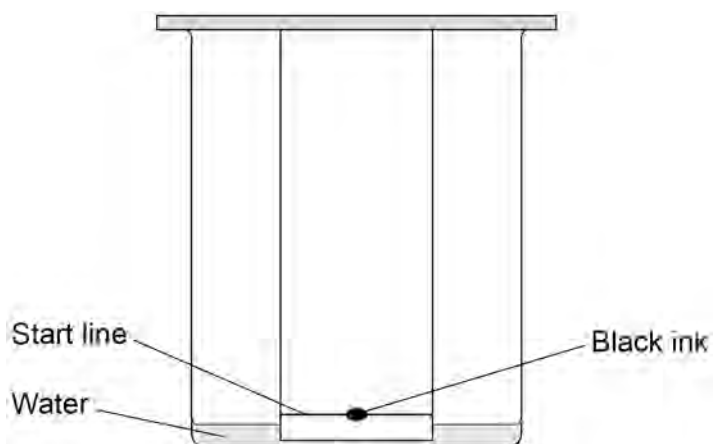
0	4
---	---

Mixtures can be separated by different methods.

0	4	.	1
---	---	---	---

Figure 7 shows the apparatus used to separate the dyes in a black ink.

Figure 7



What is the name of this method?

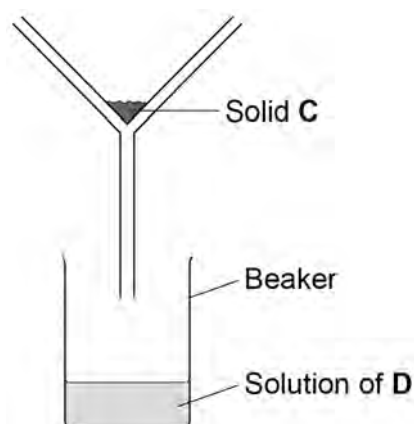
[1 mark]



Some water was added to a mixture of two solids, **C** and **D**.

The mixture was stirred and then poured into the apparatus shown in **Figure 8**.

Figure 8



Do not write
outside the
box

0 4 . 2

Name the separation method shown in **Figure 8**.

[1 mark]

0 4 . 3

Explain why solid **C** separated from the mixture of **C** and **D**.

Use **Figure 8**.

[2 marks]

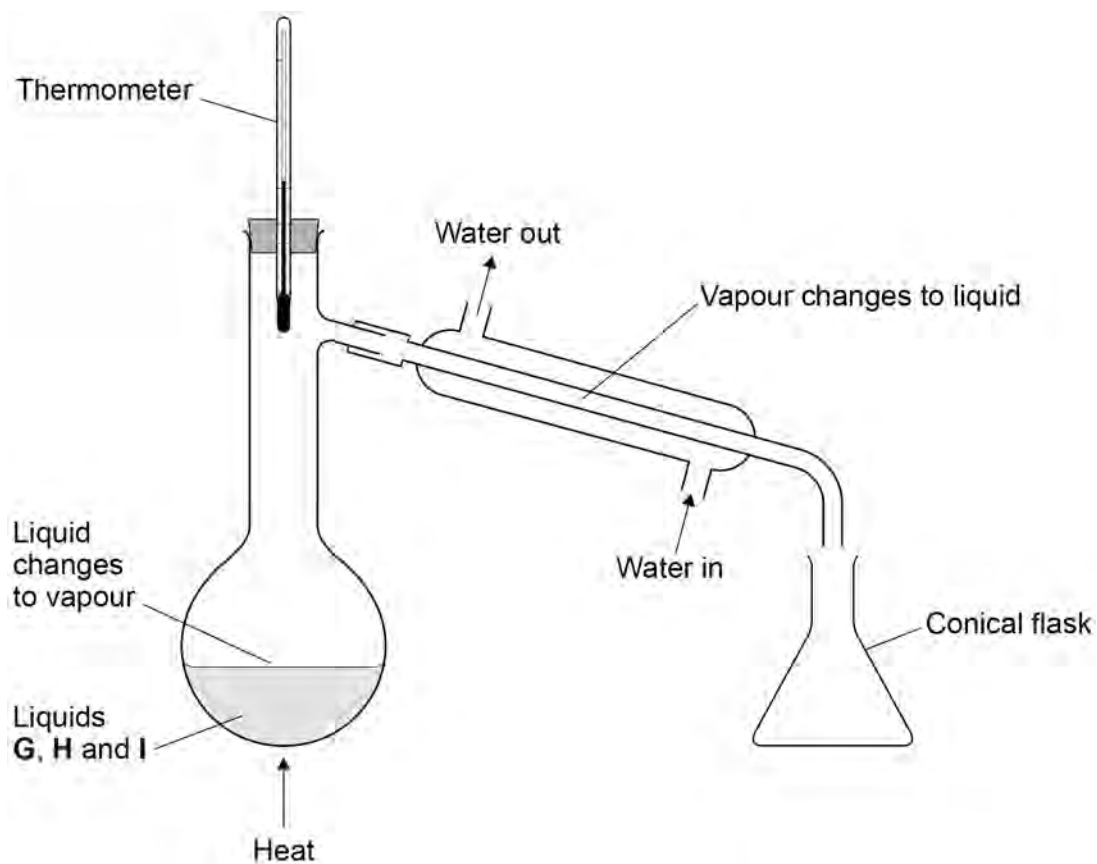
Turn over ►



A student separated a mixture of three liquids, **G**, **H** and **I**.

Figure 9 shows the apparatus.

Figure 9



0 4 . 4 Name the separation method shown in **Figure 9**.

[1 mark]



0 4 . 5 Table 5 shows the boiling points of the three liquids, **G**, **H** and **I**.

Table 5

Liquid	Boiling point in °C
G	56
H	78
I	100

Which liquid collected **first** in the conical flask?

[1 mark]

Tick (✓) **one** box.

G ☐ **H** ☐ **I** ☐

0 4 . 6 Two processes occur in the apparatus shown in **Figure 9**.

Draw **one** line from each description to the name of the process.

[2 marks]

Description

Name of process

Condensing

Liquid changes to vapour

Evaporating

Vapour changes to liquid

Freezing

Melting

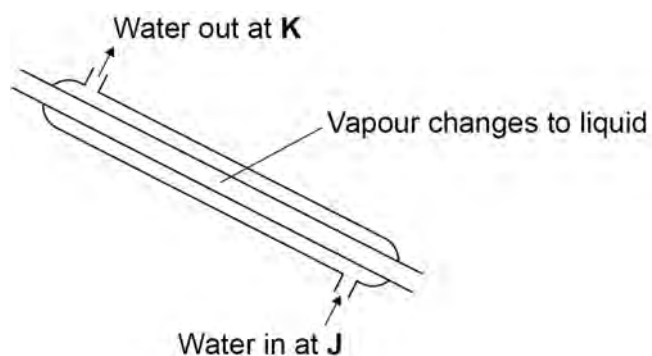
Turn over ►



0 4 . 7

Figure 10 shows part of the apparatus shown in Figure 9.

Figure 10



Which statement is correct?

[1 mark]

Tick (✓) **one** box.The temperature of water at **K** is lower than at **J**.☐The temperature of water at **K** is the same as at **J**.☐The temperature of water at **K** is higher than at **J**.☐

9



0 5

Magnesium chloride is a soluble salt.

0 5 . 1

Magnesium reacts with hydrochloric acid to produce magnesium chloride and a gas.

Which gas is produced?

[1 mark]Tick (✓) **one** box.

Hydrogen

☐

Nitrogen

☐

Oxygen

☐**Question 5 continues on the next page****Turn over ►**

Magnesium chloride (MgCl_2) can be electrolysed when molten.

0 5 . 2 Which represents molten magnesium chloride?

[1 mark]

Tick (✓) **one** box.

$\text{MgCl}_2(\text{g})$

☐

$\text{MgCl}_2(\text{l})$

☐

$\text{MgCl}_2(\text{s})$

☐

0 5 . 3 Magnesium chloride contains Mg^{2+} ions and Cl^- ions.

Name the product at each electrode when molten magnesium chloride is electrolysed.

[2 marks]

Negative electrode _____

Positive electrode _____



A student investigated the reactivity of three metals: copper, magnesium and iron.

The student mixed each metal with each metal chloride solution.

Table 6 shows the results.

Table 6

	Copper chloride solution	Magnesium chloride solution	Iron chloride solution
Copper	No reaction	No reaction	No reaction
Magnesium	Reaction	No reaction	Reaction
Iron	Reaction	No reaction	No reaction

0 5 . 4 What is the order of reactivity for copper, magnesium and iron?

Give **two** reasons for your answer.

Use **Table 6**.

[3 marks]

Most reactive _____

Least reactive _____

Reason 1 _____

Reason 2 _____

Question 5 continues on the next page

Turn over ►



0	5	.	5
---	---	---	---

When heated 0.72 g of magnesium reacts with iron oxide to produce 2.32 g of products.

Calculate the mass of iron oxide that reacts with 0.72 g of magnesium.

[1 mark]

Mass of iron oxide = _____ g

0	5	.	6
---	---	---	---

The student used 30 cm³ of magnesium chloride solution.

1 dm³ of magnesium chloride solution contains 180 g of magnesium chloride.

1 dm³ = 1000 cm³

Calculate the mass of magnesium chloride in 30 cm³ of magnesium chloride solution.

[3 marks]

Mass of magnesium chloride = _____ g

11

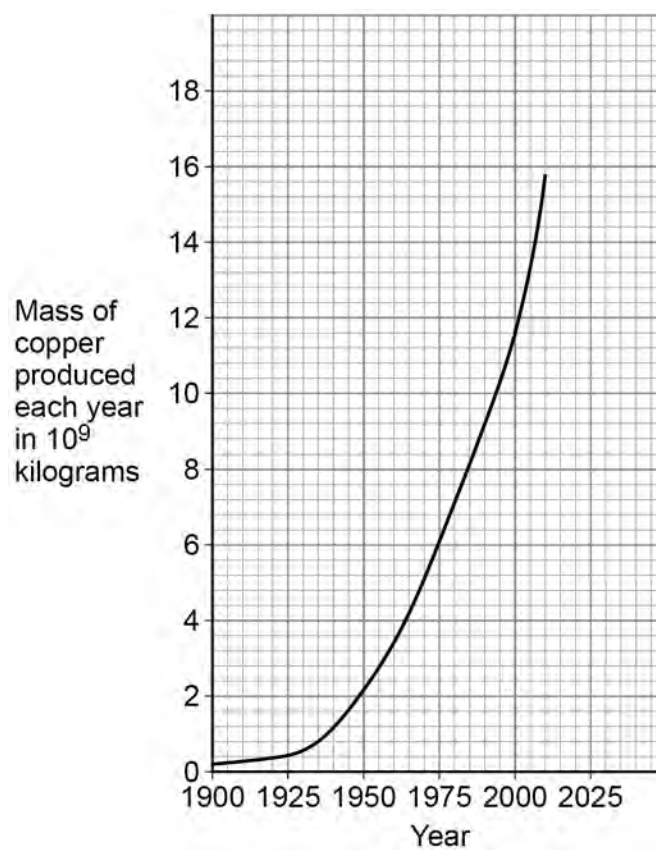


0 6

Copper is a useful metal.

Do not write
outside the
box

0 6 . 1

Figure 11 shows the mass of copper produced between 1900 and 2010.**Figure 11**Give **two** conclusions that can be made from **Figure 11**.**[2 marks]**

1

2

Question 6 continues on the next page

Turn over ►



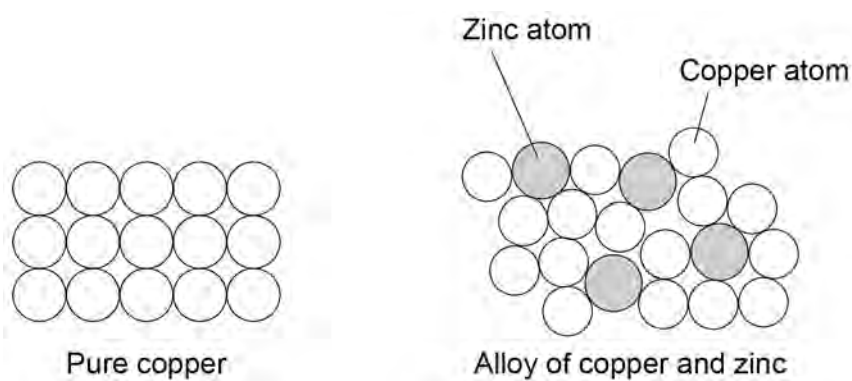
Mixtures of copper and zinc are heated to produce alloys.

Do not write
outside the
box

0 6 . 2

Figure 12 represents the structures of pure copper and of an alloy of copper and zinc.

Figure 12



Explain why the alloy of copper and zinc is harder than pure copper.

Use **Figure 12**.

[3 marks]



0	6	.	3
---	---	---	---

A 5.25 g sample of an alloy of copper and zinc contains 13.5% zinc by mass.

Calculate the mass of **copper** in the 5.25 g sample.

Give your answer to 3 significant figures.

[4 marks]

Mass of **copper** (3 significant figures) = _____ g

—
9

Turn over for the next question

Turn over ►

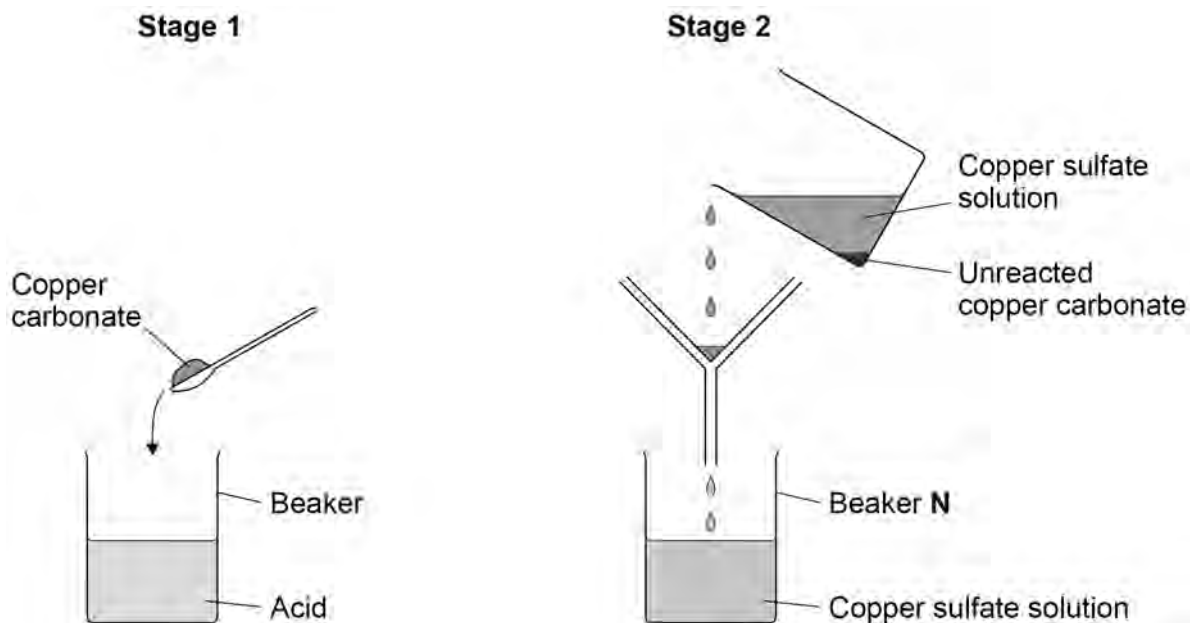


0 7

A student prepared copper sulfate by reacting an acid with excess copper carbonate.

Figure 13 shows the first two stages in the preparation of copper sulfate.

Figure 13

**0 7 . 1**

What is the formula of the acid used to prepare copper sulfate?

[1 mark]

Tick (✓) **one** box.

HCl

☐

HNO₃

☐

H₂SO₄

☐

Do not write
outside the
box

0 7 . 2

Why is excess copper carbonate used in **stage 1**?

[1 mark]

0 7 . 3

Beaker **N** contained copper sulfate solution.

Describe how the student could produce copper sulfate crystals from the copper sulfate solution in beaker **N**.

[2 marks]

Question 7 continues on the next page

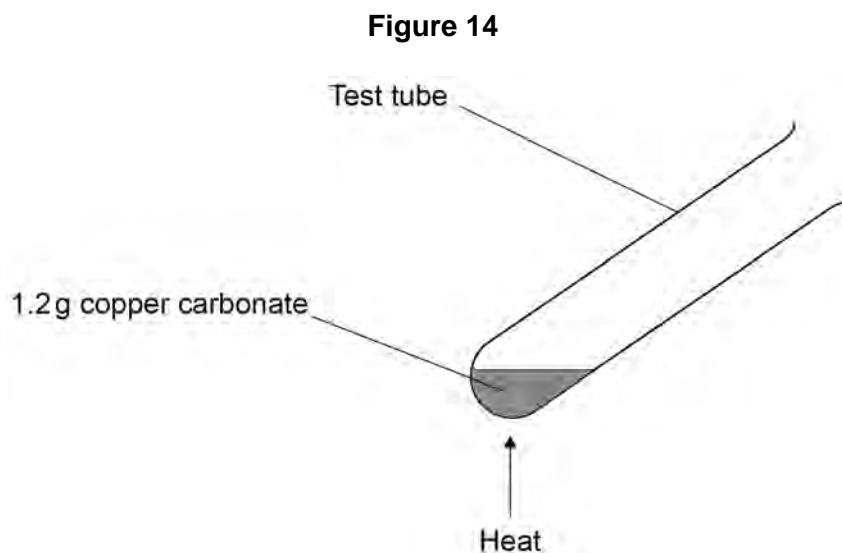
Turn over ►



A student investigated the thermal decomposition of copper carbonate.

Copper carbonate decomposes to form two products.

Figure 14 shows the apparatus.



This is the method used.

1. Add 1.2 g of copper carbonate to a test tube.
2. Heat the test tube and contents until the mass does not change.
3. Record the mass of the contents of the test tube after heating.
4. Repeat steps 1 to 3 with different masses of copper carbonate.

Table 7 shows the results.

Table 7

Mass of copper carbonate in test tube before heating in grams	Mass of the contents of test tube after heating in grams
1.2	0.8
2.4	1.7
3.6	2.2
4.8	3.1
6.0	3.9

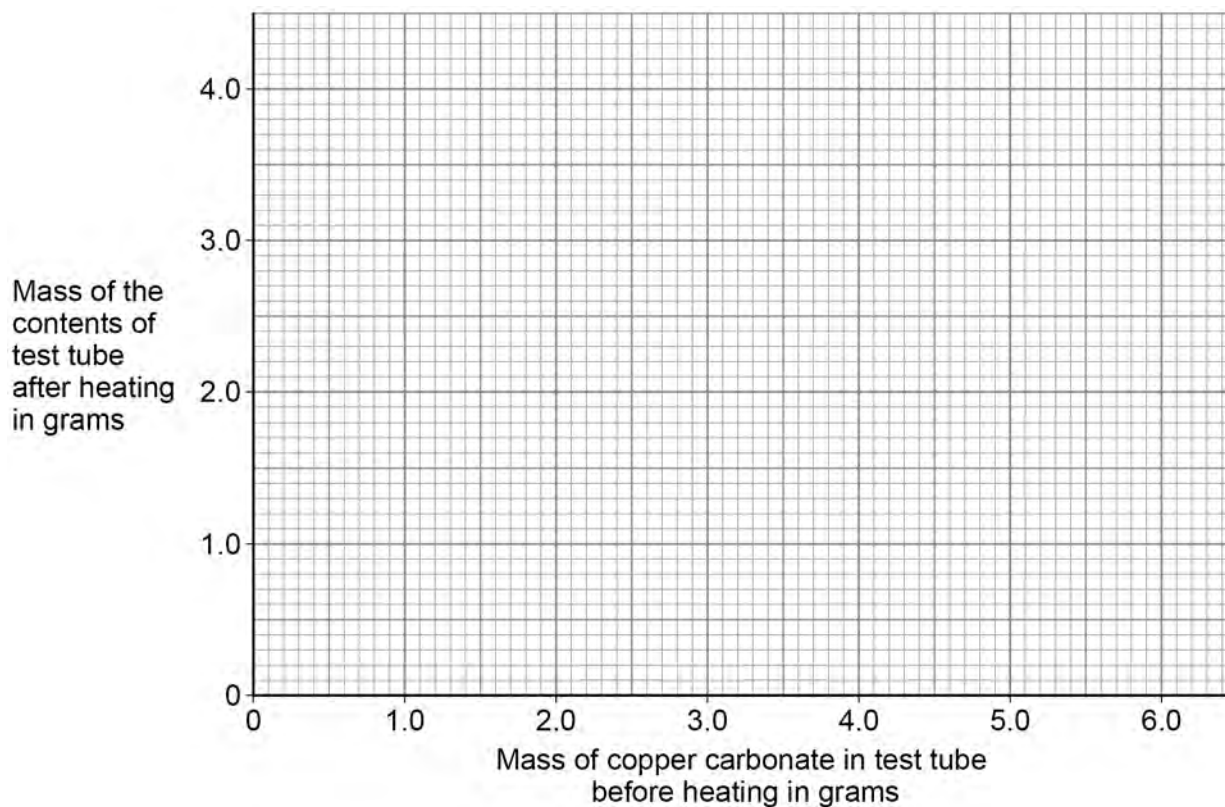


0 7 . 4 Plot the data from **Table 7** on **Figure 15**.

Draw a line of best fit.

[3 marks]

Figure 15



0 7 . 5 Why does the mass of the contents of the test tube decrease in mass when copper carbonate is thermally decomposed?

[1 mark]

8

Turn over for the next question

Turn over ►



There are no questions printed on this page

*Do not write
outside the
box*

**DO NOT WRITE ON THIS PAGE
ANSWER IN THE SPACES PROVIDED**



